




# Tableau

SINGLE SIDE CARVING	\$52/ SQ.FT. (4 SQ. FT. MIN)*
DOUBLE SIDE CARVING	\$69/ SQ.FT. (4 SQ. FT. MIN)*

\*SUGGESTED RETAIL - DOES NOT INCLUDE SHIPPING  
DEALERS USE PROGRAM CARD DATED OCTOBER 1, 2006



## ORDER CATEGORIES

Although all *Tableaux*<sup>TM</sup> orders are in essence custom, we have decided to group certain orders that fall within specified parameters under “Standard” and all others outside those parameters as “Custom”.

Standard orders should constitute the vast majority of the orders based on a review of our historical data up to this point. Orders that fall within the “Standard” category will be priced on a square foot basis only, without any additional charges (with exception of shipping and handling costs). This allows dealers to easily quote/bid for projects without the uncertainty of any unknown incremental cost.

Custom orders (all other orders that do not fall under the “Standard” category) will include additional process time and cost items, which will be clearly defined on the Estimate provided by the Company.



### A. PARAMETERS OF A STANDARD ORDER

Size:

- Any size that fits within a 60” X 120” Rectangle for 3/4” inside use material
- Any size that fits within a 48” X 96” rectangle for 3/8” and 1/2” inside use materials
- Any size that fits within a 48” X 96” rectangle for 3/4” Outside use material

Material Thickness:


- 3/8”, 1/2”, and 3/4” (For Inside Use)
- 1/2” and 3/4” (For Outside Use Only Material)

Colors:

- Eight color finishes included in the *Tableaux*<sup>TM</sup> brochure

Hardware:

- Lateral set screws
- Direct set screws and screw caps / plugs
- Hinges and magnets (Will be included in packaging but will not be assembled, we will include instructions) (*Note A*)
- Rails (3/4” X 1/8” steel) for unsupported spans of 36” or more
- Ceiling mount: Hardware for flush mount only (suspended/offset pieces will






- require additional hardware and will be treated as a custom order)
- Picture hanging hardware

**Design:**

- Any design listed in our current catalog (as long as not discontinued). This includes design alterations required to fit a specific design to a given size and shape. Customers are allowed one initial and one re-design proposal per item.

**Turnaround:**

- 20 working days from time of approval and complete information received (i.e. templates, dimensions, etc.).



**B. CUSTOM ORDER OR ADDITIONAL COST ITEMS**

**Size – Oversize pieces:**

- Any size that does not fit within a 60” X 120” Rectangle for 3/4” material,
- Any size that does not fit within a 48” X 96” rectangle for 3/8” and 1/2” materials (*Note B*)
- Any size that does not fit within a 48” X 96” rectangle for 3/4” Outside use material

**Colors:**

- Any color that is not shown in the Company’s latest brochure

**Hardware – not listed as standard hardware such as:**

- Hardware required for suspended ceiling mounts
- Hardware required for building cornices
- Reinforcement rails for oversize pieces
- Special / Custom brackets


**Custom Designs:**

- Any design request that does not originate from the Company design list or that requires considerable modifications from the original design are considered Custom Designs. Example: Mixing elements of two listed designs, adding non-standard elements to listed designs such as letters, objects, animals, etc.



**Custom Turnaround:**

- Initial Proposal. Additional time may be required in preparing proposal materials for custom orders.
- Production Turnaround. If not otherwise indicate in the proposal, standard turnaround time applies.



**C. PRICING**


SINGLE SIDE CARVING	\$52/ SQ.FT. (4 SQ. FT. MIN)*
DOUBLE SIDE CARVING	\$69/ SQ.FT. (4 SQ. FT. MIN)*

**I. \*Standard Order: does not include shipping**



## **II. Additional Items / Custom Order:**

- Custom design fee: \$22 / hour. Estimated time will be accessed on a case-by-case basis. Typically, a custom project ranges from 1 to 3 hours.
- Rush Order: 15 working days (add \$3.00 per Sq. Ft.) (*Note C*)
- Super rush: 10 working days (add \$6.00 per Sq. Ft.) (*Note C*)
- The following items will be priced on a case-by-case basis
  - Oversize
  - Rail reinforcement
  - Molding / Light Block
  - Special hardware
- Shipping & Handling: Quote will be provided. Shipping quote includes the cost of building the shipping crate. Crating only fee will apply if shipping uses the client's freight carrier.



### **D. Other Observations:**

Changes after approval:

If any changes are requested after approval, we will access the costs already incurred (if any) and add them to the original Estimate.

Shipping damage:

Dealers/Recipients need to inspect boxes at the time of delivery. If a box is damaged, the package should be opened immediately and any damage marked on the shipping documentations. Without that procedure we will not be able to file claims with the shipping company and cannot take any monetary responsibility.

Shipments using Distributor's shipping accounts:

The Distributor takes responsibility from the time the product/box leaves our docks. In case of damages to the shipment the client will have to file claim directly with the shipping company.



Notes:

- A. The exact position of the hinges and magnets can only be determined by the installer, based on the conditions of the installation site.
- B. Oversize pieces of materials with thickness of less than  $\frac{3}{4}$ " can only be manufactured in separate segments (i.e. cannot be pre-mended/joined). Therefore, they would only be suitable for flush mounting.
- C. We will determine at the time the order is presented, if a rush / super rush processing time is possible. This will depend on the complexity and size of the order. Some blackout dates for such an order may be put into place to account for the inherent cyclical nature of the business.

